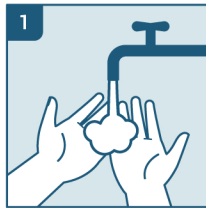


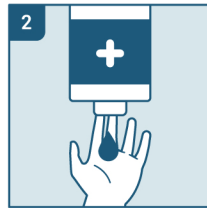


HOW TO WASH YOUR HANDS

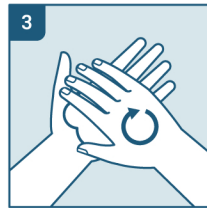
PROTECT YOURSELF AND OTHERS AGAINST INFECTIONS



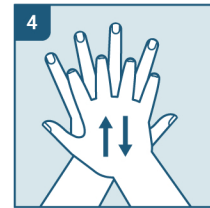
WET HANDS



APPLY SOAP



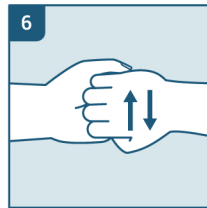
RUB HANDS
PALM TO PALM



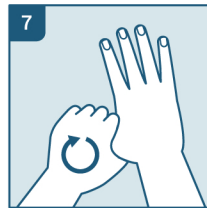
LATHER THE BACKS
OF YOUR HANDS



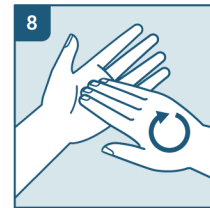
SCRUB
BETWEEN YOUR FINGERS



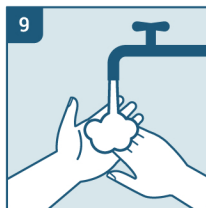
RUB THE BACKS
OF FINGERS ON
THE OPPOSING PALMS



CLEAN THUMBS



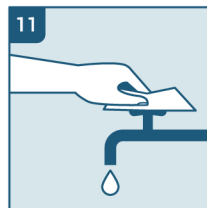
WASH FINGERNAILS
AND FINGERTIPS



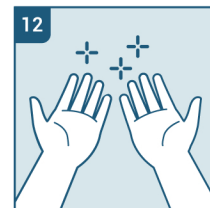
RINSE HANDS



DRY WITH
A SINGLE USE TOWEL

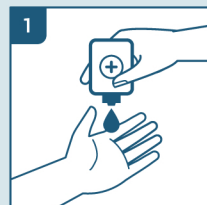


USE THE TOWEL
TO TURN OFF THE FAUCET

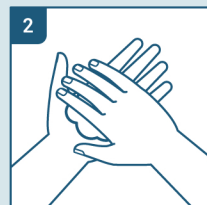


YOUR HANDS ARE CLEAN

APPLICATION OF HAND SANITIZER



APPLY THE PRODUCT ON
THE PALM OF ONE HAND



RUB HANDS TOGETHER



COVER ALL SURFACES
UNTIL HANDS FEEL DRY
(20 SEC)